



Model: SP1001

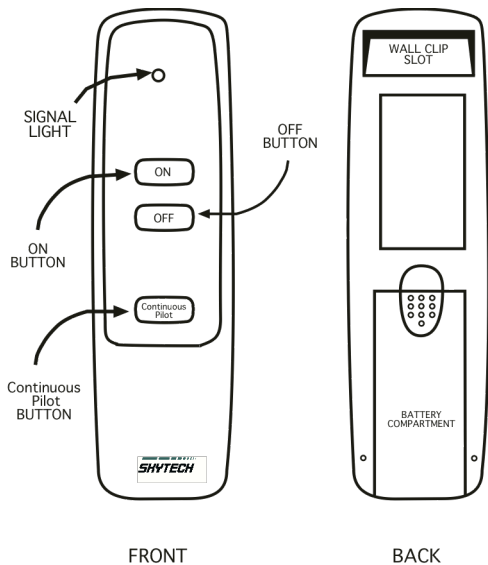
OPERATING INSTRUCTIONS

IF YOU CANNOT READ OR UNDERSTAND THESE INSTALLATION INSTRUCTIONS DO NOT ATTEMPT TO OPERATE

INTRODUCTION

This transmitter operating range is approximately 20-feet. The transmitter operates on one of 65,536 security codes that are programmed into the transmitter at the factory; this transmitter operates on radio frequencies with non-directional signals. The receiver for this transmitter is built into the AF-4000MOD-1 module.

TRANSMITTER



The transmitter operates on a 12V battery (included) made specifically for remote controls and electronic lighters. Install the 12V battery supplied with the unit into the battery compartment.

It is recommended that AKALINE batteries always be used for longer battery life and maximum operational performance.

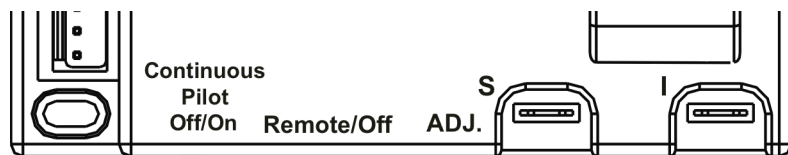
The transmitter has ON and OFF and CONTINUOUS PILOT functions that are activated by pressing any button on the face of the transmitter. When a button on the transmitter is pressed, a signal light on the transmitter illuminates briefly to verify that a signal has been sent. Upon initial use, there may be a delay of three seconds before the remote receiver will respond to the transmitter. This is part of the system's design. If the signal light does not illuminate, check the position of the transmitter's battery.

CONTINUOUS PILOT FEATURE

This feature allows you to change from a spark to pilot system to a standing pilot system for direct vent appliances during Cold Climate to keep the firebox warm.

To operate the CONTINUOUS PILOT FEATURE perform the following:

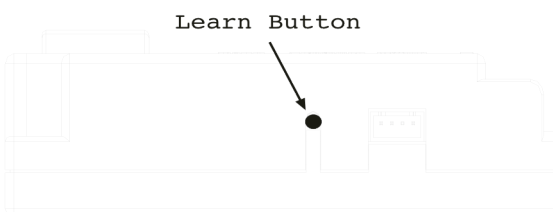
1. Press and release the CONTINUOUS PILOT button on the transmitter (drawing above) will turn ON or turn OFF the continuous pilot feature. Using the continuous pilot switch on the AF-4000MOD-1 module (drawing below) you can also turn on the Continuous pilot feature.



LEARNING TRANSMITTER TO RECEIVER

Each transmitter uses a unique security code. It will be necessary to press the LEARN button on the receiver to accept the transmitter security code upon initial use, if batteries are replaced, or if a replacement transmitter is purchased from your dealer or the factory. In order for the receiver to accept the transmitter security code, be sure the slide button on the receiver is in the REMOTE position; the receiver will **not** LEARN if the slide switch is in the ON or OFF position. The LEARN button is located on the front face of the receiver; inside the small hole labeled LEARN. Using a small screwdriver or end of a paperclip gently press and release the black LEARN button inside the hole. When you release the LEARN button the receiver will emit an audible "beep". After the receiver emits the beep press the transmitter ANY button and release. The receiver will emit several beeps indicating that the transmitter's code has been accepted into the receiver.

The microprocessor that controls the security code matching procedure is controlled by a timing function. If you are unsuccessful in matching the security code on the first attempt, wait 1 - 2 minutes before trying again--this delay allows the microprocessor to reset its timer circuitry--and try up to two or three more times.



AF-4000 Module Lt Side

BATTERY LIFE

Life expectancy of alkaline batteries in the SP1001 should be at least 12 months. Check and replace transmitter battery annually. When the transmitter no longer operates the remote receiver from a distance it did previously (i.e., the transmitter's range has decreased) or the remote receiver does not function the transmitter batteries should be checked. The transmitter should operate with as little as 9.0 volts battery power.

SPECIFICATIONS

BATTERIES: Transmitter 12V (A23)

FCC ID No.'s: transmitter - K9LSP1001

Operating Frequency: 303.8 MHZ

Canadian IC ID No.'s: transmitter – 2439-102-728

FCC REQUIREMENTS

NOTE: THE MANUFACTURER IS NOT RESPONSIBLE FOR ANY RADIO OR TV INTERFERENCE CAUSED BY UNAUTHORIZED MODIFICATIONS TO THIS EQUIPMENT. SUCH MODIFICATIONS COULD VOID THE USER'S AUTHORITY TO OPERATE THE EQUIPMENT.

FOR TECHNICAL SERVICE, CALL:

U. S. INQUIRIES

(855) 498-8324 or (260) 459-1703

CANADIAN INQUIRIES

(877) 472-3923

For Sales: (888) 672-8929

WEBSITE: skytechpg.com

MANUFACTURED EXCLUSIVELY FOR SKYTECH II, INC.